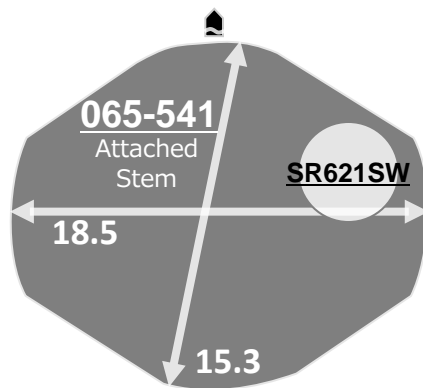


<b>Size</b> <ligne>	6 ¾ x 8 '''
<b>Height</b> <mm>	2.28
<b>Accuracy</b> <per Month>	± 20 sec
<b>Battery Life</b>	5 years (GL30 3 years)



Battery consumption could be minimum by pulling out the stem

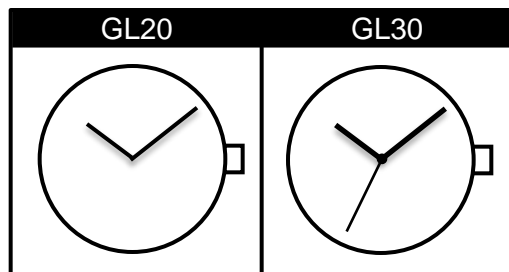
<b>Balance Weight</b> <µN.m>	Minute 0.40 Second 0.09
---------------------------------	----------------------------

Featured by Shock Detection

<b>Clearance</b>	
------------------	--

Clearance changes subject to the glass, case structure, and the length of the hand.

<b>Original Package</b>	1,000pcs
-------------------------	----------



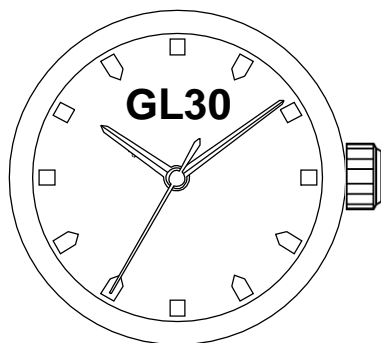
High Hand Ver.  
GL26  
GL36

Assembled Hour Wheel  
Dust Proof  
Covered Coil  
Super Quick Date Adjusting  
Easy Assembling on Flat Desk

## Time measurement

### Accuracy

The unit (gate) time of measurement must be set at "10 sec." and the measurement must be performed in the form of complete watch.



Setting the Time